

Interaction for barcharts

- Querying
- Selection (and sequential selection, cf brushing)
- Spineplot
- Zoom (and scrolling for large nos of categories)
- Manual ordering, sorting of categories by criteria
- Grouping categories
- Range, vertical scaling
- Weighting
- Models and confidence intervals

Interaction for missing value plots

- Querying
- Selection
- Zoom (and scrolling for large nos of variables)
- Manual ordering, sorting of variables by criteria
- Grouping categories
- Switch to multivariate display
 - fluctuation diagram
 - listing of patterns

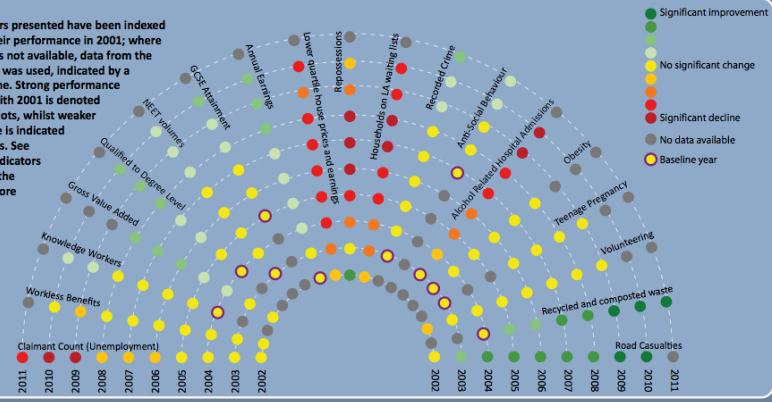
Interaction for boxplots

- Querying
- Selection
- Zoom (and scrolling for large nos of variables)
- Width of boxes
- Multiple boxplots in parallel/Conditional boxplots
 - Manual ordering, sorting of variables by criteria
 - Models and confidence intervals


Quality of Life Headline Trends

Summary of key Quality of Life indicators, looking at Warwickshire's performance over time

The indicators presented have been indexed based on their performance in 2001; where this data was not available, data from the earliest year was used, indicated by a purple outline. Strong performance compared with 2001 is denoted with green dots, whilst weaker performance is indicated with red dots. See individual indicators throughout the report for more detail.



Junk Charts suggestions

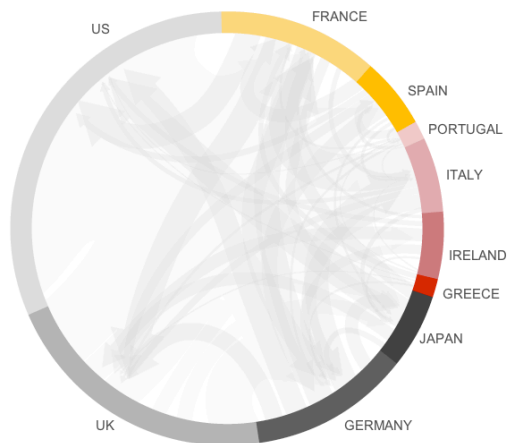


18 November 2011 Last updated at 09:20 GMT

22K Share

Eurozone debt web: Who owes what to whom?

The circle below shows the gross external, or foreign, debt of some of the main players in the eurozone as well as other big world economies. The arrows show how much money is owed by each country to banks in other nations. The arrows point from the debtor to the creditor and are proportional to the money owed as of the end of June 2011. The colours attributed to countries are a rough guide to how much trouble each economy is in.



Source: Bank for International Settlements, IMF, World Bank, UN Population Division

ABOUT

Click on a country name to see who they owe

Europe is struggling to find a way out of the eurozone crisis amid mounting debts, stalling growth and widespread market jitters. After Greece, Ireland, and Portugal were forced to seek bail-outs, Italy - approaching an unaffordable cost of borrowing - has been the latest focus of concern.

But, with global financial systems so interconnected, this is not just a eurozone problem and the repercussions extend beyond its borders.

While lending between nations presents little problem during boom years, when a country can no longer handle its debts, those overseas banks and financial institutions that lent it money are exposed to losses. This could not only unsettle the home country of those banks, but could, in turn, spread the troubles across the world.

So, in the tangled web of inter-country lending, who owes what to whom? Click on a country in the circle to find out what they owe to banks in other countries, as well to find out their total foreign debt, including that owed by governments, monetary authorities, banks and companies.

www.bbc.co.uk/news/business-15748696